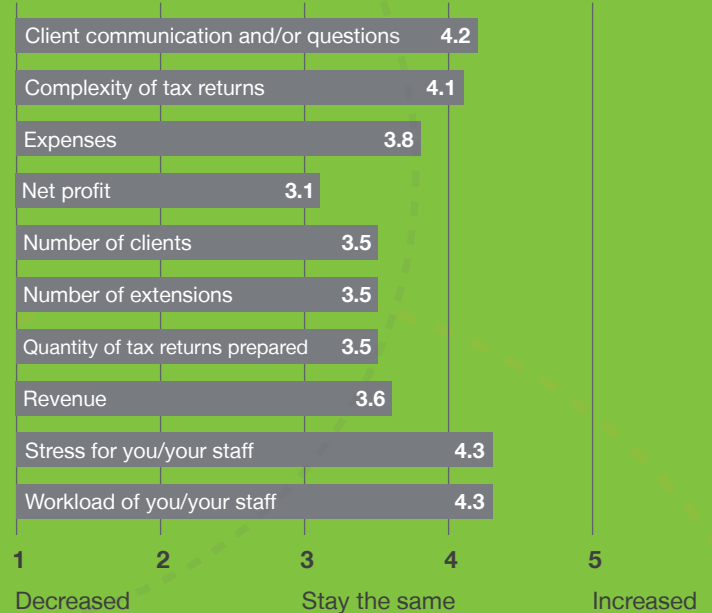


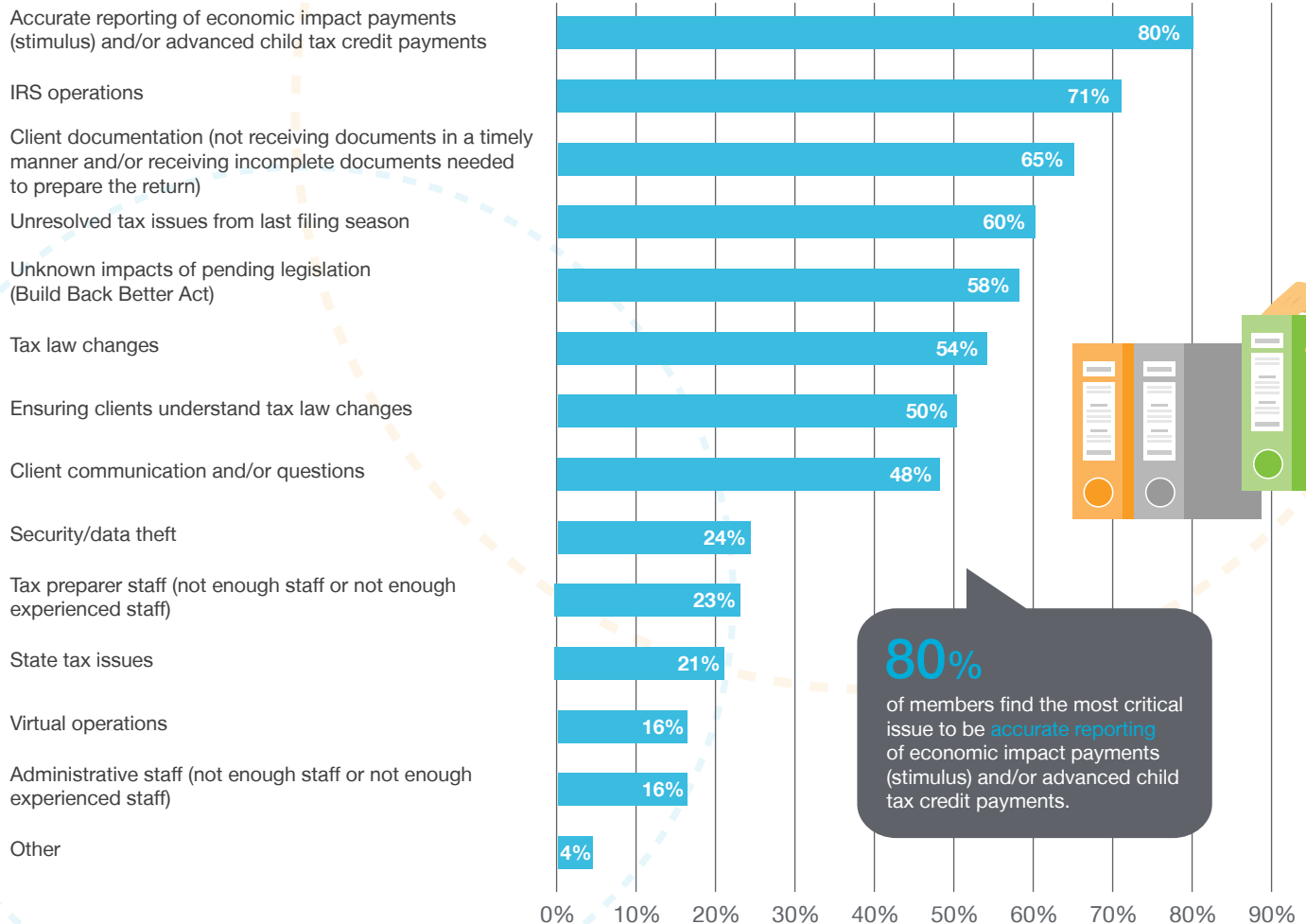
## 2022 Tax Season Impact Survey

Overall, members are concerned about workload and stress for themselves and their employees. Only 13% feel this year will be better than last year. Members are most concerned about accurate reporting of economic impact payments and advanced child tax credit payments, as well as reporting PPP and COVID-related loans. Much of their concern is driven by only 4% think that taxpayers are knowledgeable about the tax law changes, which means longer conversations with their clients and chasing down documents needed to file their return.

How do you think your business will be impacted by tax law changes for the 2022 filing season?




## What are the most critical issues facing you for the 2022 filing season?



# How would you describe your confidence level of knowledge regarding the following:

Percent of members who are confident



PPP and other COVID-19 related loans

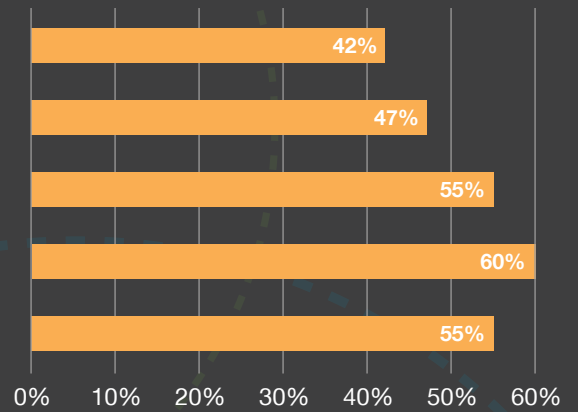
Payroll forms/reporting

New/updated IRS and state tax forms

New/revised deductions and credits


Advanced child tax credit payments' impact on return

Confidence level

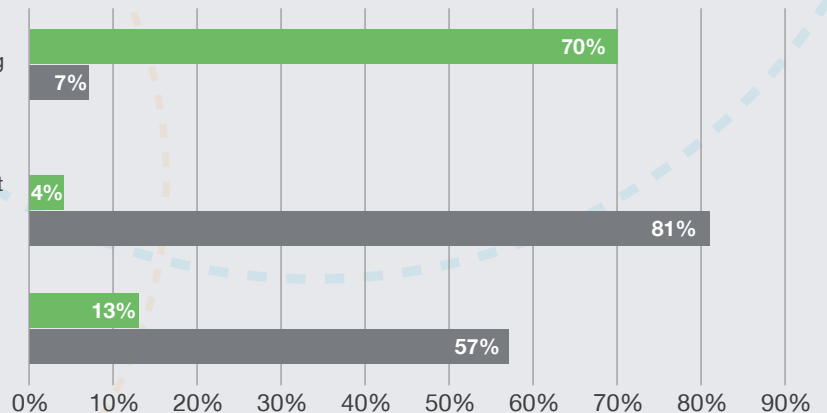


## What are the most critical issues facing you for the 2022 filing season?

Level of Agreement



Percent of Members Who Agree and Disagree



Agree

Agree Disagree

# ABOUT SURVEY RESPONDENTS

## Gross annual income

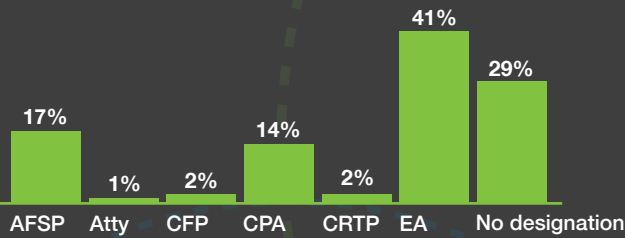
Income	%
\$0-\$24,999	17%
\$25,000-\$49,999	16%
\$50,000-\$74,999	11%
\$75,000-\$99,999	10%
\$100,000-\$124,999	10%
\$125,000-\$149,999	22%
\$150,000-\$174,999	2%
\$175,000-\$199,999	2%
\$200,000+	11%

**47%**  
earn more than \$100k annually



## Designations

More than one could be checked



## When services are provided

**28%**

Full-time tax season / part-time year round

**68%**

Full-time year round

**4%**

Part-time

## Average overall responses

Age	64
Began preparing taxes	1987
Number of offices	1
Number of employees	2
Number of employees who prepare taxes	2
Number of returns prepared by respondent	315
Number of returns prepared by respondent's office	440

The survey was sent to **23,694 members** with a total of 1,509 completing it for an overall **response rate of 6.4%**.